
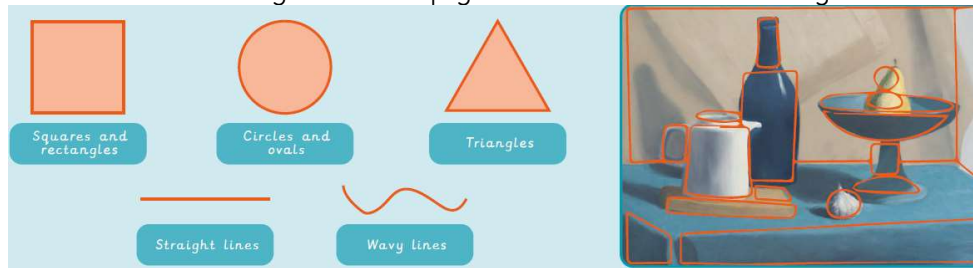


Year 3 Knowledge  
Organiser –  
Drawing: Growing  
Artists



Everything in our world is made from simple shapes. Identifying shapes within objects will help you to draw more accurately.



Key Vocabulary:

**Abstract** - Art where the subject doesn't necessarily look like it does in real life.

**Botanical art** - To depict whole plants or parts of plants that is visually pleasing and scientifically accurate.

**Composition** - Putting different elements together in a pleasing way.

**Geometric** - A regular shape with angles and straight lines.

**Organic** - Irregular natural shapes.

**Scale** - The size of what is being drawn.

**Shading** - Drawn marks to show areas of light and dark.


**Texture** - A surface quality that is not flat.

**Tone** - The light and dark something is.

Artists:

Georgia O'Keeffe      Charles Darwin  
Maud Purdy          Max Ernst  
Carl Linneaus

Dark tones show where there is less light on an object. Pressing firmly with your pencil when you shade will create darker tones.



The 4 rules of shading:

- 1) To shade in ONE direction
- 2) To not leave any gaps
- 3) To work neatly to the edges
- 4) To create smooth even tones

Light tones show where there is more light on the subject and less pressure is needed when you shade.

